

GP1411

TOOT TOOT KAZOO (Pk/24)

MORE IDEAS...



Have a Toot-Toot-Kazoo race with your friends.



Embellish with glitter, sequins or tissue paper pieces.



Have contest to see who can play the kazoo the loudest!

MAKING IT EASY to SAVE MORE on your next order!

\$10 OFF
Your Next Order of
only \$39⁰⁰ or more.

Please mention Offer Code: **M2467**

Minimum order \$39 excludes shipping and taxes.
Limit one per order.

May not be combined with other offers
or bid or contract pricing.

See current S&S® catalog or Help at
ssww.com for Offer Terms and Conditions.

We reserve the right to terminate this
offer at any time without notice.

Call Toll-Free
1-800-243-9232

Online:
SSWW.COM

Customer Service:
1-800-937-3482

Email:
cservice@ssww.com

FAX:
1-800-566-6678

Reorder Number

GP1411


1.2

S&S Worldwide
MAKING IT EASY
to Help People Play and Learn



TOOT TOOT KAZOO (Pk/24)

PLEASE READ ALL INSTRUCTIONS BEFORE STARTING



YOUR KIT CONTAINS:

- Plastic Kazoos
- Plastic Wheels
- Acrylic Paint
- Brushes
- Glue
- Chenille Stems

AGE GROUP: 8 and up
PROJECT TIME: 30 minutes

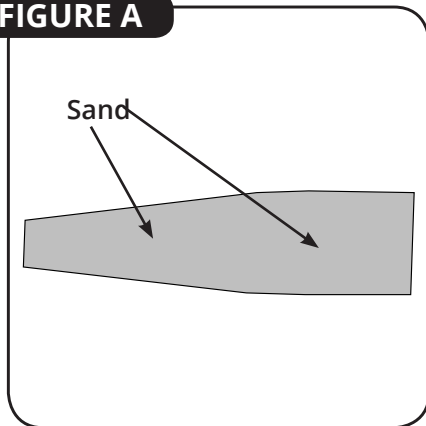
YOU WILL NEED:

- Sandpaper
- Container for Water
- Paper Towels

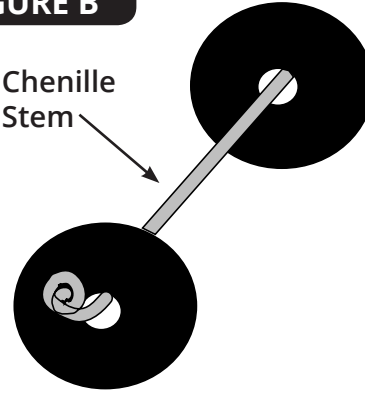
S&S Worldwide

PREP INSTRUCTIONS:

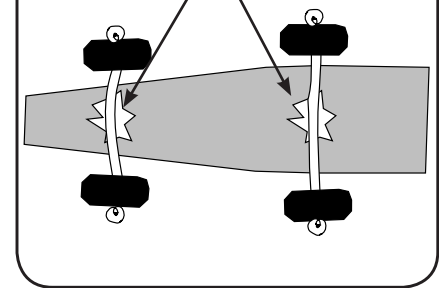
1. Lightly sand two spots on the bottom of each kazoo (see Figure A). This will make glue adhere to the kazoo.

FIGURE A**FIGURE B**

Chenille Stem

**FIGURE C**

Glue

**INSTRUCTIONS:**

1. Plan your design and paint your kazoo. Paint on the top and the bottom of the kazoo. Let dry.
2. Select two chenille stems and four plastic wheels.
3. Thread one end of the chenille stem through one wheel. Bend one end of the chenille stem so that it makes a spiral (see Figure B). Repeat with the other side of the chenille stem and wheel.
4. Repeat step #3 to make a second set of wheels.
5. Glue both pieces made in steps #3 and 4 to the bottom of the kazoo onto the two sanded spots (see Figure C). Let dry.